



# Pintucking Cord Guides

Beautiful corded pinktucks without all the hassle! The Pintucking Cord Guides attach easily to your machine in the slot for your bobbin case cover. Thread your cording through the guide attach a twin needle and your ready to go.


\*Twin needles come standard on many models, they can be ordered using the part number 607-404-007.



## Two Guides included for Different Cord Sizes

Each package of Pintucking Cord Guides contains two guides, A & B. These two guides will accommodate different sizes of cording to achieve your desired look.

PINTUCKING CORD GUIDE TYPE	CORD DIAMETER	PINTUCKING FOOT
A	LESS THAN 1.5MM	NARROW
B	1.5MM-2.0MM	WIDE



## Don't Limit Your Pintucking Style!

The Pintucking Cord Guide and Foot combination allow you to sew more than just a straight line. You can create gentle curves, very close pintucks and even criss cross designs.

MODEL TYPE <i>SEE REFERENCE BELOW</i>	PINTUCKING FOOT	PINTUCKING CORD GUIDE
TOP LOADING 7MM STITCH WIDTH SQUARE HOOK COVER PLATE	200-317-009 SET OF TWO	200-324-009 SET OF TWO
TOP LOADING 7MM STITCH WIDTH RECTANGULAR HOOK COVER PLATE	200-317-009 SET OF TWO	503-813-008 SET OF TWO
TOP LOADING 9MM STITCH WIDTH RECTANGULAR HOOK COVER PLATE	202-094-003 NARROW 202-093-003 WIDE	503-813-008 SET OF TWO
TOP LOADING 9MM STITCH WIDTH EASY SET BOBBIN COVER PLATE	202-094-003 NARROW 202-093-003 WIDE	202-213-000 SET OF TWO



Straight Lines



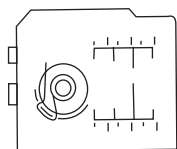
Close Lines



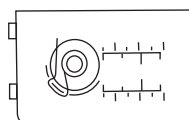
Cross Patterns



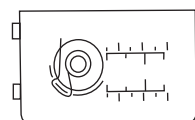
Gentle Curves



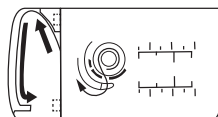
TOP LOADING 7MM STITCH WIDTH SQUARE HOOK COVER PLATE



TOP LOADING 9MM STITCH WIDTH RECTANGULAR HOOK COVER PLATE



TOP LOADING 7MM STITCH WIDTH RECTANGULAR HOOK COVER PLATE



TOP LOADING 9MM STITCH WIDTH EASY SET BOBBIN COVER PLATE

Believe in Your Creativity

**JANOME**

Join us!

[www.janome.com](http://www.janome.com)

